

Annual Report

2023



**Greene County
Health Department**

MISSION-VISION-VALUES

Greene County Health Department's mission is to assure access to resources with a focus on prevention, health education, home health, and resource support to tirelessly serve Greene County, IL residents.

The Department shall carry out its mission through the:

1. Advocacy for Mental Health
2. Emergency Preparedness
3. Environmental Health Protection
4. Home Health Access & Care
5. Health Education
6. Personal Health Services
7. Substance Use Prevention
8. Recreation & Physical Activity Improvements

- *Vision: Community Improvement- Community Health- Quality- Presence*

- *Values: Passion- Integrity- Collaboration-Innovation*

CONTACT US

We have two locations serving our community and all those in need!

310 Fifth Street Carrollton, IL

205 S Morse Street Roodhouse, IL

Phone: (217) 942-6961

Email: [greene@greenecountyhd.org](mailto:greenecountyhd.org)

Web: greenecountyhd.org

Facebook: Greene County HD

We are open to serve from 8-4

Monday- Friday



BOARD OF HEALTH

Daniel Woodlock, D.D.S., President

Charles Burrus, Vice President

Tim Reif, Secretary

James Uhles, M.D.

Catherine J. Williams

Carrie Janus

Karen Daum


Melissa Mehrhoff, County Board Representative

Christy Lake, County Board Representative Alternate

NOTE FROM OUR ADMINISTRATOR

"In 2023, our staff accomplished exponential community growth. To say that I'm proud of our team, our efforts, and our abilities is an extreme understatement. We are building capacity for wellness, recovery, support, health protection, education, and response. Without dedicated staff who exhibit passion for our community, we would not have made the strides that we did. Although it is difficult to share every aspect of what we do, the messages can be seen, heard, and felt within Greene County. Our staff is here to serve and protect; we will continue to stand up when there are challenges and needs that impact our health. We look forward to watching programs build, and opportunities seized that truly make a difference in Greene."

#Grow4Greene



COMMUNITY HEALTH




The role of Community Health is a core element of prevention. Defined as the non-clinical approaches for improving health, preventing disease, and reducing health disparities through environmental, economic, social, and medical determinants of health, the division is key to helping us carry out our mission to ensure equitable access to resources in our community. The division carries out this work through health education, community engagement, outreach, mental health and substance use recovery support services, case management, and public health research.

- Community Partner Outreach/Engagement
- Overdose Surveillance/Response
- Recovery Support Services- including Peer-based supports
- Community Health Education/Consultations
- Recovery-Oriented System of Care (ROSC)
- Resource Navigation/Linkage

Looking for opportunities to connect -Community Health takes action!

ENVIRONMENTAL HEALTH



Health protection is an essential component of public health that usually goes unseen until an issue occurs. We conduct routine inspections, address complaints, conduct educational events, and assist with the openings of establishments. Programs and services include, but are not limited to:

- Food Sanitation
- Private Water and Sewage
- Tanning
- Body Art
- Nuisance Complaints
- Vector Control
- Smoking Complaints

Check-in with Liz Stemm regarding any needs related to code enforcement.

HOME HEALTH



Home Health provides part-time or intermittent nursing services as ordered by the patient's physician for homebound patients due to disease or disability. The professional nurse can provide skilled nursing care for homebound patients. Coordinated discharge planning with the Doctors/hospitals/extended care facilities is a valuable tool to ensure a continuum of care and to help eliminate the need for re-hospitalization of the citizens of Greene County. The Department continues to serve those individuals needing skilled home health care services and has expanded coverage to Scott County.

- Skilled Home Nursing
- Home Health Aide Program
- Therapies
- Area Agency on Aging—In-Home Respite, Information Access

Want to know if you or a family member qualifies for services? Check-in with Beth Tepen. Not only is she a great nurse, but she knows so many services or supports that can help someone stay safely in their home.

PERSONAL HEALTH SERVICES



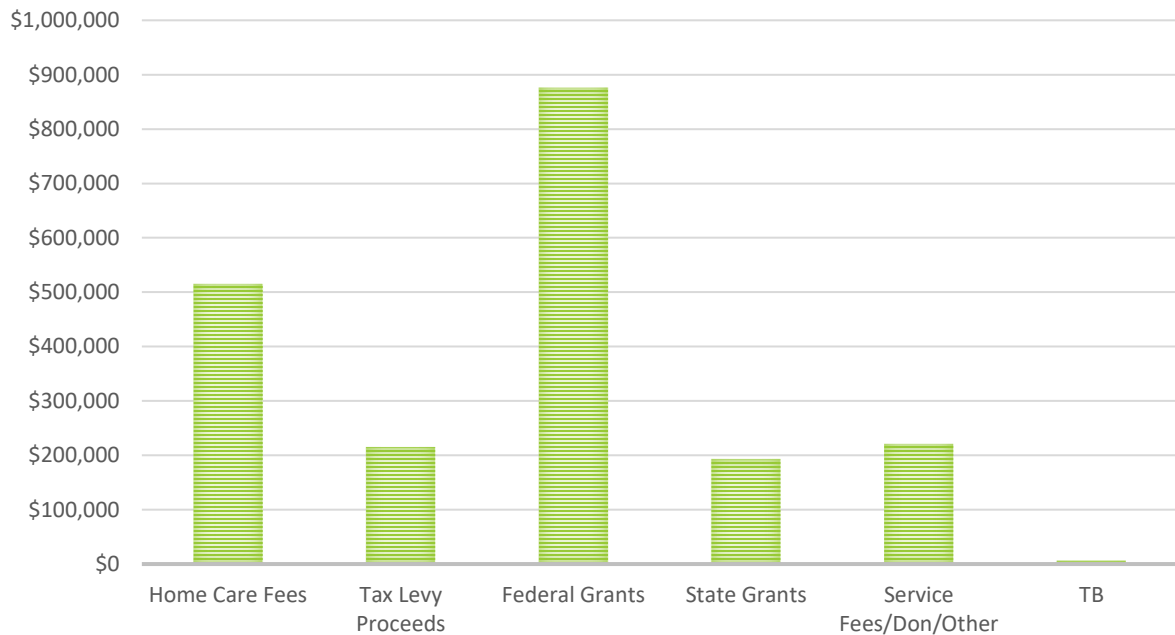
Personal Health Services include clinical supports that assist individuals with preventive education and proven efforts to improve wellness. Public Health nursing establishes a framework to prevent disease and infections and the spread of disease and infections. As opposed to other healthcare workers, their focus is to prevent chronic illness and promote evidence-based skills that improve the health of individuals and/or families. Staff improve screening, nutrition education, maternal child health, and access to immunizations.

- Communicable Disease
- CPR and SafeSitter Education Trainings
- Family Case Management
- Family Planning and STI Programs
- Immunizations, school Physicals, Lead Screenings
- Hearing and Vision
- Women, Infant Child Program (WC)

This team is growing-

Experts in each program!

GREENE COUNTY HEALTH DEPARTMENT FY 2023 REVENUES



REVENUE SOURCE	AMOUNT	PERCENT
Home Care Fees	\$514,954	25%
Tax Levy Proceeds	\$214,908	11%
Federal Grants	\$875,444	43%
State Grants	\$192,286	10%
Service Fees/Don/Other	\$220,707	11%
TB	\$6,000	0%



GREENE COUNTY HEALTH DEPARTMENT
PRELIMINARY - INCOME STATEMENT
JANUARY 1, 2023 - DECEMBER, 2023

	Actual Amount	Budget Amount	Variance Amount	Variance %
REVENUE:				
TAX LEVY	214,908	214,900	8	0%
LOCAL HEALTH PROTECTION GRANT	83,905	65,263	18,642	29%
VISION & HEARING	518	1,757	-1,239	-71%
WIC	41,998	47,945	-5,947	-12%
BREASTFEEDING PEER COUNSELOR	6,898	5,830	1,068	18%
FAMILY CASE MGMT / HIGH RISK INFANT	38,339	41,715	-3,376	-8%
FAMILY PLANNING	35,762	40,000	-4,238	0%
PH EMERGENCY PREPAREDNESS (PHEP)	42,575	35,769	6,806	19%
HEALTHWORKS	18,496	13,500	4,996	37%
COLORECTAL	38	23,000	-22,962	-100%
INFRASTRUCTURE GRANT (SIPHA)	34,302	39,624	-5,322	-13%
MAR GRANT	638	50,000	-49,362	-99%
VECTOR CONTROL	10,426	14,641	-4,215	-29%
HIV PREVENTION	517	0	517	#DIV/0!
CHILDHOOD LEAD PREVENTION	18,817	18,340	477	3%
POTABLE WATER (GROUNDWATER PROT.)	2,379	1,750	629	36%
TANNING & BODY ART INSPECTION	300	675	-375	-56%
COVID 2.0	83,665	100,000	-16,335	-16%
NEHA	25,573	25,573	0	0%
TOBACCO	23,935	22,364	1,571	7%
COVID CRISIS GRANT	26,334	47,135	-20,801	-44%
MEDICARE, MEDICAID AND PRIVATE INSURANCE	514,954	600,000	-85,046	-14%
RESPIRE	4,905	4,264	641	15%
ACCESS ASSISTANCE	1,467	1,181	286	24%
HEALTHY KIDS	32,084	25,000	7,084	28%
OVERDOSE GRANT	61,250	84,500	-23,250	-28%
VACCINATION CONFIDENCE	25,000	25,000	0	0%
DONATIONS - VISION AND HEARING	5,439	3,000	2,439	81%
DONATIONS - IMMUNIZATIONS	6,634	14,220	-7,586	-53%
DONATIONS - FLU SHOTS	101,209	20,000	81,209	0%
DONATIONS - UNRESTRICTED	3,744	2,510	1,234	49%
MISCELLANEOUS - UNRESTRICTED	11,986	10,270	1,716	17%
T.B. SANITORIUM BOARD	6,000	6,000	0	0%
TICK SURVEILLANCE	0	0	0	#DIV/0!
SCOTT COUNTY HEALTH DEPT	42,408	40,650	1,758	4%
VACCINE EQUITY GRANT	159,682	133,500	26,182	20%
ROSC GRANT	120,986	67,789	53,197	78%
MENTAL HEALTH RESOURCES	199,025	200,000	-975	0%
INTEREST INCOME	17,202	7,000	10,202	146%
TOTAL REVENUE	2,024,299	2,054,665	-30,366	-1%

EXPENDITURES:

SALARIES	942,101	981,969	-39,868	-4%
FICA PAYROLL TAX	69,867	75,121	-5,254	-7%
IL MUNICIPAL RETIREMENT FUND	78,504	71,782	6,722	9%
UNEMPLOYMENT		0	0	0%
WORKMAN'S COMPENSATION	8,483	7,214	1,269	18%
HEALTH INSURANCE	152,129	194,000	-41,871	-22%
CONTRACTUAL THERAPY - PT, ST, OT	109,480	113,000	-3,520	-3%
ACCOUNTING / AUDIT	5,243	8,000	-2,757	-34%
CONTRACTUAL - OTHER	277,971	254,000	23,971	9%
GENERAL LIABILITY INSURANCE	11,328	11,328	0	0%
TRAVEL	51,569	43,200	17,250	40%
MEDICAL SUPPLIES	116,854	45,000	71,854	0%
OFFICE SUPPLIES	164,446	140,000	24,446	17%
POSTAGE	1,482	4,000	-2,518	-63%
TELEPHONE	22,474	16,000	6,474	40%
COPIES	3,281	9,000	-5,719	-64%
EQUIPMENT MAINTENANCE	422	5,000	-4,578	0%
PATIENT EDUCATION SUPPLIES	0	0	0	0%
MEETING EXPENSE	21,639	11,500	10,139	88%
DUES / SUBSCRIPTIONS	7,196	6,000	1,196	20%
ADVERTISING	4,251	5,000	-749	-15%
PUBLICATIONS - LIBRARY	0	0	0	0%
MISCELLANEOUS	1,297	5,000	-3,703	-74%
UTILITIES	10,722	9,360	1,362	15%
BUILDING MAINTENANCE/REPAIRS	10,656	5,000	5,656	113%
JANITORIAL SERVICES	724	2,000	-1,276	-64%
BUILDING INSURANCE	648	648	0	0%
CAPITAL EXPENDITURES	0.00	30,000	-30,000	-100%
OFFICE EQUIPMENT (OVER \$5000)	0	0.00	0	0%
BAD DEBT EXPENSE	0.00	0.00	0	0%
DEPRECIATION	10,791	11,104	-313	-3%
TOTAL EXPENDITURES	2,083,556	2,064,226	19,330	1%
REVENUE OVER (UNDER) EXPENDITURES	-59,257	-9,561		

□

COMMUNITY HEALTH

Services	2022	2023
Community Partner Meetings	N/A	144
Overdose Notifications Received	N/A	78
Overdose Investigations Conducted	N/A	61
Overdose Alerts Sent	N/A	8
Peer Support New	N/A	96
Peer Support Active	N/A	622
Narcan / Naloxone Kits Distributed MTD	N/A	266
Mental Health / Substance Use Consults	N/A	1,098
Community Health Consultations	N/A	1,144
COVID 19 Consults	N/A	94
Newsletter Reach	N/A	4,768
Social Media Reach	N/A	279,424
Outreach Consults	N/A	354
ROSC Meetings	N/A	44
Home Test Provided	N/A	470
BinaxNOW Rapid Antigen Test Provided	N/A	75
Strike Team Test Events	N/A	3
Strike Team Test Conducted	N/A	7
Strike Team Test Positives	N/A	2
Activities Planned	N/A	30
Activities Conducted	N/A	31
Proposals	N/A	10
Proposals Awarded	N/A	7
Proposals in Development	N/A	12



ENVIRONMENTAL HEALTH

Services	2022	2023
Food		
Consultations	950	1,086
Inspections	96	107
Complaints	4	9
Recheck Inspections	57	35
Sewage		
Consultations	192	189
Inspections	32	18
Plan Review	16	27
Permits Issued	13	13
Nuisances		
Complaints	27	26
Inspections	22	20
Consultations	92	104
Water		
Well Permits	7	3
Wells Installed	5	2
Well Inspections	9	3
Samples Collected	16	7
Reports Returned	16	7
Abandoned Wells Sealed	0	0
Non-Community Public Water Supply	0	0
Consultations	132	93
Vector		
Inspections	5	2
Consultations	52	60
Tan / Body Art		
Inspections – Tan / Body Art	2 / 1	0
Consultations	20	22
Smoke-Free Illinois		
Inspections / Consultations	0 / 12	0 / 0
Food Service Sanitation Managers		
Classes	7	6
FSSM Certified	91	74
EH – COVID Consultations	21	10
Lead Consults	2	6
Radon Consults	3	1

HOME HEALTH

Services	2022	2023
Physical Therapy	1,152	929
Speech Therapy	73	6
Occupational Therapy	540	495
Medicare		
Nursing Visits	1,174	855
Home Health Aide Visits	1,018	604
Other Skilled Services		
(Public Aid, Private Insurance)		
Nursing Visits	651	556
Home Health Aide Visits	177	259
Other (Respite)		
Nursing Visits	---	---
Home Health Aide Visits	67	42
Total Unduplicated Patients		
Skilled Care	195	185

TOTAL ADULT HEALTH VISITS

TOTAL VISITS	2022	2023
Nursing	1,825	1,411
Home Health Aide	1,262	905
Physical Therapy	1,152	929
Speech Therapy	73	6
Occupational Therapy	540	495

PATIENT CENSUS BY DIAGNOSIS

Diagnosis	2022	2023
Cardiac	52	31
Respiratory	24	35
Fracture	12	17
Cancer	5	10
Diabetes	11	4

Gastrointestinal	9	10
Stroke	6	1
Hypertension	17	12
Bowel/Bladder/Kidney Disease	13	20
Hearing/Ophthalmic/Vision		1
Other	69	67

PERSONAL HEALTH SERVICES

Services	2022	2023
Immunizations – Childhood	1,263	1,010
Influenza – Donation		
Medicare B		
State Employee		368
COVID		
Quarantine / Isolation Letters	90	0
Positives	1,773	354
Consultations	2,222	1,044
COVID Vaccines Administered	1,974	399
Family Case Management Program		
Year End Caseload		43
Home Visits	0	0
Office Visits	171	143
Pregnancy Tests	21	5
Women, Infants and Children		
Special Supplemental Food Program (WIC)		
Total Program Participants		
Year-End Caseload	165	163
Nutrition Education Classes	170	120
Paternal – Office Visits	38	26
Prenatal – Home Visits	2	0
Lead Screening	122	104
Hypertension (Adult)	8	5
Off-Site Hypertension Screenings	0	0
Tuberculosis Control	78	60

T.B. Skin Tests	31	12
Vision Testing		
Pre-School Children	157	141
School Children	174	335
Adults	0	0
Referred to Physician	44	59
Hearing Testing		
Pre-School Children	154	140
School Children	253	409
Adults	0	0
Referred to Physician	9	7



We look forward to the
growth in the years to come!