

Annual Report

2024



**Greene County
Health Department**



MISSION-VISION-VALUES

Greene County Health Department's mission is to assure access to resources with a focus on prevention, health education, home health, and resource support to tirelessly serve Greene County, IL residents.

The Department shall carry out its mission through the:

1. Advocacy for Mental Health
 2. Emergency Preparedness
 3. Environmental Health Protection
 4. Home Health Access & Care
 5. Health Education
 6. Personal Health Services
 7. Substance Use Prevention
 8. Recreation & Physical Activity Improvements
- *Vision: Community Improvement- Community Health- Quality- Presence*
 - *Values: Passion- Integrity- Collaboration-Innovation*

CONTACT US

We have two locations serving our community and all those in need!

310 Fifth Street Carrollton, IL

205 S Morse Street Roodhouse, IL

Phone: (217) 942-6961

Email: [greene@greenecountyhd.org](mailto:greenecountyhd.org)

Web: greenecountyhd.org

Facebook: Greene County HD

We are open to serve from 8-4

Monday- Friday



BOARD OF HEALTH

Daniel Woodlock, D.D.S., President

Charles Burrus, Vice President

Tim Reif, Secretary

James Uhles, M.D.


Catherine J. Williams

Carrie Janus

Karen Daum


Melissa Mehrhoff, County Board Representative

Christy Lake, County Board Representative Alternate



NOTE FROM OUR ADMINISTRATOR

“In 2024, we began preparing for the future through new practices and processes. We implemented new electronic processes in Environmental Health, Personal Health Services, and Administration divisions. We are building capacity for wellness, recovery, support, health protection, education, and response. Without dedicated staff who exhibit passion for our community, we would not have made the strides that we did. Although it is difficult to share every aspect of what we do, the messages can be seen, heard, and felt within Greene County. Our staff is here to serve and protect; we will continue to stand up when there are challenges and needs that impact our health. We look forward to watching programs build, and opportunities seized that truly make a difference in Greene.”



#Grow4Greene

COMMUNITY HEALTH



The role of Community Health is a core element of prevention. Defined as the non-clinical approaches for improving health, preventing disease, and reducing health disparities through environmental, economic, social, and medical determinants of health, the division is key to helping us carry out our mission to ensure equitable access to resources in our community. The division carries out this work through health education, community engagement, outreach, mental health and substance use recovery support services, case management, and public health research.

- **Community Partner Outreach/Engagement**
- **Overdose Surveillance/Response**
- **Recovery Support Services- including Peer-based supports**
- **Community Health Education/Consultations**
- **Recovery-Oriented System of Care (ROSC)**
- **Resource Navigation/Linkage**

Looking for opportunities to connect -Community Health takes action!

ENVIRONMENTAL HEALTH




Health protection is an essential component of public health that usually goes unseen until an issue occurs. We conduct routine inspections, address complaints, conduct educational events, and assist with the openings of establishments. Programs and services include, but are not limited to:

- **Food Sanitation**
- **Private Water and Sewage**
- **Tanning**
- **Body Art**
- **Nuisance Complaints**
- **Vector Control**
- **Smoking Complaints**

Check-in with Liz Stemm regarding any needs related to code enforcement.

HOME HEALTH



Home Health provides part-time or intermittent nursing services as ordered by the patient's physician for homebound patients due to disease or disability. The professional nurse can provide skilled nursing care for homebound patients. Coordinated discharge planning with the Doctors/hospitals/extended care facilities is a valuable tool to ensure a continuum of care and to help eliminate the need for re-hospitalization of the citizens of Greene County. The Department continues to serve those individuals needing skilled home health care services and has expanded coverage to Scott County.

- Skilled Home Nursing
- Home Health Aide Program
- Therapies
- Area Agency on Aging—In-Home Respite, Information Access

Want to know if you or a family member qualifies for services? Check-in with Beth Tepen. Not only is she a great nurse, but she knows so many services or supports that can help someone stay safely in their home.

PERSONAL HEALTH SERVICES



We maintain nursing staff to assist Greene County's communities in prevention, education and assurance of resources to support personal health. Personal Health Services provide assistance to families with challenges related to communicable disease, maternal and child health, and nutrition. We also provide a host of services for acute and chronically ill residents through both education and preventative measures.

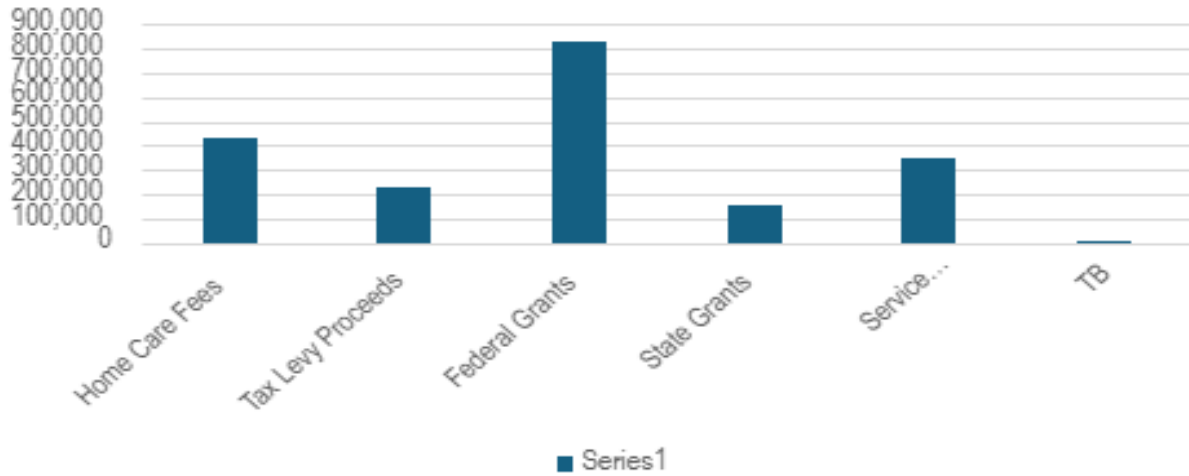
Services offered through the Personal Health Division of the Greene County Health Department include:

- Breastfeeding Peer Counselor Program
- Family Case Management
- Communicable Disease, Family Planning, & STI
- Immunizations & TB
- Lead Poisoning Prevention
- Maternal and Child Health- WIC
- Hearing & Vision Screening

This team is growing-

Experts in each program!

GREENE COUNTY HEALTH DEPARTMENT FY 2024 REVENUES



Revenue Source	Amount	Percent
Home Care Fees	431,463	22%
Tax Levy Proceeds	225,645	11%
Federal Grants	824,534	42%
State Grants	152,558	8%
Service Fees/Don/Other	349,808	17%
TB	6,305	0%



Fiscal Dream
Team- Behind
the Numbers



GREENE COUNTY HEALTH DEPARTMENT
PRELIMINARY INCOME STATEMENT
JANUARY 1, 2024 - DECEMBER 31, 2024

	Actual Amount	Budget Amount	Variance Amount	Variance %
REVENUE:				
EPCRE	166,000	166,000	0	0%
BIRTH TO FIVE	52,148	50,000	2,148	0%
GENETICS EDUCATION	3,807	4,300	-493	0%
NEHA-MENTORSHIP	18,000	18,000	0	0%
NEHA-FOOD PROGRAM	12,059	17,500	-5,441	0%
TAX LEVY	225,645	225,645	0	0%
LOCAL HEALTH PROTECTION GRANT	89,915	100,000	-10,085	-10%
VISION & HEARING	735	1,757	-1,022	-58%
WIC	50,186	44,965	5,221	12%
BREASTFEEDING PEER COUNSELOR	4,925	6,005	-1,080	-18%
FAMILY CASE MGMT / HIGH RISK INFANT	38,748	38,690	58	0%
PH EMERGENCY PREPAREDNESS (PHEP)	38,253	35,769	2,484	7%
VECTOR CONTROL	16,618	15,802	816	5%
HIV PREVENTION	12,499	9,596	2,903	30%
CHILDHOOD LEAD PREVENTION	17,792	18,340	-548	-3%
EH POTABLE WATER (GROUNDWATER PROT.)	25	1,750	-1,725	-99%
TANNING & BODY ART INSPECTION	525	525	0	0%
COVID HEALTH EQUITY	51,681	50,000	1,681	3%
MEDICARE, MEDICAID AND PRIVATE INSURANCE	431,463	710,000	-278,537	-39%
NEHA	0	0	0	0%
HEALTHWORKS	20,160	20,160	0	0%
COLORECTAL	27,369	0	27,369	0%
INFRASTRUCTURE	138,123	79,248	58,875	74%
MAR	19,800	30,000	-10,200	-34%
GRAIN BELT	500	500	0	0%
RESPIRE	8,061	5,475	2,586	47%
INFO. & ASSISTANCE	1,129	1,224	-95	-8%
TOBACCO	22,481	22,364	117	1%
FAMILY PLANNING	27,570	20,000	7,570	38%
HEALTHY KIDS	31,055	35,000	-3,945	-11%
DONATIONS - VISION AND HEARING	4,440	500	3,940	0%
DONATIONS - IMMUNIZATIONS	12,053	8,000	4,053	0%
SCOTT COUNTY HEALTH DEPT	55,612	44,758	10,854	24%
DONATIONS - FLU SHOTS	83,605	30,000	53,605	0%
DONATIONS - UNRESTRICTED	6,934	1,000	5,934	0%
MISCELLANEOUS - UNRESTRICTED	85,684	7,500	78,184	1042%
HOPE COALITION	0	15,691	-15,691	-100%
T.B. SANITORIUM BOARD	6,305	6,000	305	5%
TICK SURVEILLANCE	4,486	4,125	361	9%
RESPIRATORY SURVEILLANCE	55,637	0	55,637	
LHPG OPIOID OVERDOSE	6	0	6	
ROSC GRANT	129,690	120,000	9,690	8%
INTEREST INCOME	18,589	18,000	589	3%
TOTAL REVENUE	1,990,312	1,984,189	6,123	0%

EXPENDITURES:

SALARIES	915,297	1,012,151	-96,854	-10%
FICA PAYROLL TAX	67,391	77,430	-10,039	-13%
IL MUNICIPAL RETIREMENT FUND	65,315	73,988	-8,673	-12%
UNEMPLOYMENT	0	0	0	0%
WORKMAN'S COMPENSATION	6,481	7,376	-895	-12%
HEALTH INSURANCE	156,759	148,445	8,314	6%
CONTRACTUAL THERAPY - PT, ST, OT	79,993	81,000	-1,007	-1%
ACCOUNTING / AUDIT	8,995	8,000	995	12%
CONTRACTUAL - OTHER	308,123	300,000	8,123	3%
GENERAL LIABILITY INSURANCE	11,328	11,328	0	0%
TRAVEL	42,565	47,192	-4,627	-10%
MEDICAL SUPPLIES	108,267	75,000	33,267	0%
OFFICE SUPPLIES	54,167	63,000	-8,833	-14%
POSTAGE	817	1,000	-183	-18%
TELEPHONE	17,225	18,000	-775	-4%
COPIES	440	6,000	-5,560	-93%
EQUIPMENT MAINTENANCE	8,144	5,000	3,144	0%
MEETING EXPENSE	7,291	3,000	4,291	143%
DUES / SUBSCRIPTIONS	5,905	6,000	-95	-2%
ADVERTISING	6,074	3,000	3,074	102%
MISCELLANEOUS	74,214	2,000	72,214	3611%
UTILITIES	10,156	9,000	1,156	13%
BUILDING MAINTENANCE/REPAIRS	2,983	2,500	483	19%
JANITORIAL SERVICES	360	2,500	-2,140	-86%
BUILDING INSURANCE	648	648	0	0%
CAPITAL EXPENDITURES	0.00	20,000	-20,000	-100%
OFFICE/MEDICAL EQUIPMENT (OVER \$5000)	8,106	0.00	8,106	0%
OTHER INTEREST EXPENSE	4,399.37	0.00	4,399	0%
BAD DEBT EXPENSE	0.00	0.00	0	0%
DEPRECIATION	10,856	16,100	-5,244	-33%
TOTAL EXPENDITURES	1,982,300	1,999,658	-17,358	-1%
REVENUE OVER (UNDER) EXPENDITURES	8,012	-15,469		

COMMUNITY HEALTH

Services	2023	2024
Community Partner Meetings	114	105
Overdose Notifications Received	78	24
Overdose Investigations Conducted	61	23
Overdose Alerts Sent	8	4
Peer Support New	96	74
Peer Support Active	622	599
Narcan / Naloxone Kits Distributed MTD	266	376
Mental Health / Substance Use Consults	1,098	680
Community Health Consultations	1,144	250
COVID 19 Consults	94	745
Newsletter Reach	4,768	2,155
Social Media Reach	279,424	155,825
Outreach Consults	354	187
ROSC Meetings	44	64
Home Test Provided	470	N/A
BinaxNOW Rapid Antigen Test Provided	75	N/A
Strike Team Test Events	3	0
Strike Team Test Conducted	7	0
Strike Team Test Positives	2	0
Activities Planned	30	29
Activities Conducted	31	28
Proposals	10	N/A
Proposals Awarded	7	N/A
Proposals in Development	12	N/A

HOME HEALTH

Services	2023	2024
Physical Therapy	929	809
Speech Therapy	6	22
Occupational Therapy	495	290
Medicare		
Nursing Visits	855	660
Home Health Aide Visits	604	379
Other Skilled Services		
(Public Aid, Private Insurance)		
Nursing Visits	556	566
Home Health Aide Visits	259	322
Other (Respite)		
Home Health Aide Visits	42	43
Total Unduplicated Patients		
Skilled Care	185	175

TOTAL ADULT HEALTH VISITS

TOTAL VISITS	2023	2024
Nursing	1,411	1,226
Home Health Aide	905	744
Physical Therapy	929	809
Speech Therapy	6	22
Occupational Therapy	495	290

PATIENT CENSUS BY DIAGNOSIS

Diagnosis	2023	2024
Cardiac	31	13
Respiratory	35	26
Fracture	17	23
Cancer	10	23
Diabetes	4	3

Gastrointestinal	10	8
Stroke	1	2
Hypertension	12	13
Bowel/Bladder/Kidney Disease	20	16
Hearing/Ophthalmic/Vision	1	0
Other	67	72

PERSONAL HEALTH SERVICES

Services	2023	2024
Immunizations – Childhood	1,010	820
Influenza – Donation		
Medicare B	252	236
State Employee	4	0
Quarantine / Isolation Letters	0	0
Positives	354	132
Consultations	1,044	148
COVID Vaccines Administered	399	246
Family Case Management/Prenatal		
Year End Caseload	43	24
Home Visits	0	7
Office Visits	143	92
Pregnancy Tests	5	12
Women, Infants and Children		
Special Supplemental Food Program (WIC)		
Total Program Participants		
Year-End Caseload	163	165
Nutrition Education Classes	120	191
Paternal – Office Visits	26	498
Prenatal – Home Visits	0	0
Lead Screening	104	79
Hypertension (Adult)	5	5
Off-Site Hypertension Screenings	0	10
Tuberculosis Control	60	90

T.B. Skin Tests	12	88
Vision Testing		
Pre-School Children	141	118
School Children	335	245
Adults	0	0
Referred to Physician	59	37
Hearing Testing		
Pre-School Children	140	116
School Children	409	259
Adults	0	0
Referred to Physician	7	3



We look forward to the growth in the years to come!